



JOHN WAYNE  
AIRPORT  
ORANGE COUNTY



media guide **John Wayne Airport**

# Welcome

## Welcome to John Wayne Airport

John Wayne Airport (JWA), owned and operated by the County of Orange, is the only commercial service airport in Orange County, California. The Airport is located approximately 35 miles south of Los Angeles, between the cities of Costa Mesa, Irvine and Newport Beach in an unincorporated area of the County. John Wayne Airport's Federal Aviation Administration designated call sign is SNA. The service area includes over three million people within the 34 cities and unincorporated areas of Orange County. The Airport serves about nine million passengers annually. For general information about the Airport, please visit [www.ocair.com](http://www.ocair.com).

## Public Information Office

The JWA Public Information Office operates as part of the Airport's Public Affairs Division. The Public Information Officer (PIO), or his/her designee, is designated by the Airport Director as the person responsible for responding to and coordinating media inquiries.

### Contact Information:

Jenny Wedge

Public Information Officer

Office: 949.252.5182

E-Mail: [jwedge@ocair.com](mailto:jwedge@ocair.com)

Office Hours: Monday - Friday 8:00 AM - 6:00 PM



## Parking

With advance notification and coordination by the Airport PIO or a member of the Public Affairs staff, the media may be provided with complimentary, short-term parking on the departure (upper) level roadway on the east (left) side of the roadway, across from the flag poles/Valet Parking drop-off area. All vehicles must be inspected by Airport Operations or Airport Police Services personnel prior to the vehicle being left unattended. Unmarked media vehicles may be provided with a temporary parking hang tag to be displayed from the rearview mirror of the vehicle. Marked media vehicles do not require a temporary parking hang tag. Vehicles parked in this area, or in any unauthorized area without prior JWA approval may pose traffic/safety issues and are subject to towing. Two-hour parking spaces are available in Parking Structures A1 and B2.



# media procedures

## Routine Media Procedures

Media inquiries and all media access to JWA property, whether of a routine or emergency nature, should be made through and coordinated with the Airport PIO. To the extent possible, all requests to film and/or interview on Airport property should be made in advance. Any unauthorized access to secure areas of the Airport will result in the notification of Airport Police Services with a request that they take appropriate action.

## Routine Media Checklist

- With advance approval from the Airport PIO and a temporary parking permit, media vehicles may be parked on the departure (upper) level roadway on the east (left) side of the roadway, across from the flag poles/Valet Parking drop-off area.
- Media are required to display media credentials at all times.
- Media are requested to check in with the Airport PIO, or an Airport representative designated by the PIO, via cell phone upon arrival at the Airport, unless a meeting location has been previously established.
- When on Airport property, media should be accompanied by a JWA representative, unless otherwise directed.

## Emergency Media Procedures

In the event of an emergency at the Airport, JWA will make every effort to provide the media with accurate and timely information. For information, briefings, and escorts to an incident site, **media should report to the John Wayne statue located inside the Riley Terminal between Terminals A and B on the arrival (lower) level (indicated by an "X" on the Terminal map in this brochure)**. Unauthorized access to an incident site, or any unauthorized location at the Airport, will result in the notification of Airport Police Services with a request that they take appropriate action.

Should access to the Riley Terminal be restricted due to the nature of the emergency, media should report to the John Wayne Airport Eddie Martin Administration Building located at 3160 Airway Avenue in Costa Mesa for information.



## Emergency Media Checklist

- Emergency media inquiries should be directed to the Airport PIO or designated Airport representative.
- Parking at the Airport may or may not be available in an emergency. If access to the Airport is available, follow routine parking guidelines.
- Media are required to display media credentials at all times – both with the vehicle and on the person.
- Check in with Airport PIO/designated Airport representative at the John Wayne statue located inside the Riley Terminal.
- Media should be accompanied by a JWA representative with appropriate security badging at all times, unless otherwise directed.
- Media access to secure and/or restricted areas of the Airport will be considered on a case-by-case basis. The Airport may request that a media pool be formed and used. When access to secure and/or restricted areas of the Airport is authorized, media are required to remain with their Airport escort(s).

## Events Concerning Airlines

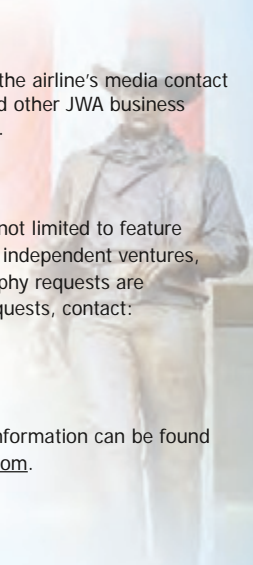
Inquiries involving a specific airline should be directed to the airline's media contact found in this brochure. Contact information for airlines and other JWA business partners can be found on our Web site at [www.ocair.com](http://www.ocair.com).

## Commercial Filming Other Than News

Commercial filming requires a permit and includes, but is not limited to feature films, documentaries, commercials, television, short films, independent ventures, promotional videos, etc. Commercial filming and photography requests are reviewed on a case-by-case basis. For information and requests, contact:

JWA Public Affairs  
[info@ocair.com](mailto:info@ocair.com)  
949.252.5168

Commercial filming permit request forms and additional information can be found under the [Business & Employment](#) section of [www.ocair.com](http://www.ocair.com).



# contact info guide



## Contact Information: Orange County Agencies

John Wayne Airport  
Thomas F. Riley Terminal  
18601 Airport Way  
Santa Ana, CA 92707  
949.252.5200  
[www.ocair.com](http://www.ocair.com)

Orange County Fire Authority (OCFA)  
1 Fire Authority Road  
Irvine, CA 92602  
714.573.6200/6201 (Office)  
714.402.3739 (PIO Cell)  
[www.ocfa.org](http://www.ocfa.org)

John Wayne Airport  
Eddie Martin Administration Building  
Public Affairs Division  
3160 Airway Avenue  
Costa Mesa, CA 92626  
949.252.5182 (Office)  
[www.ocair.com](http://www.ocair.com)

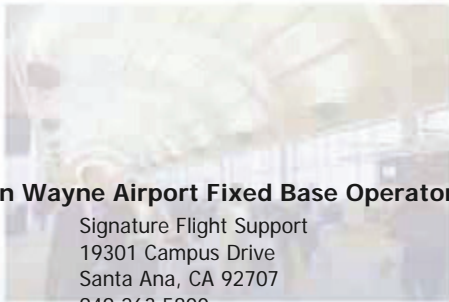
Orange County Sheriff-Coroner  
Department (OCSD)  
550 North Flower Street  
Santa Ana, CA 92703  
714.647.7042 (Office)  
714.904.7042 (PIO Cell)  
[www.ocsd.org](http://www.ocsd.org)

County of Orange  
CEO Media Relations  
333 W. Santa Ana Boulevard  
Santa Ana, CA 92701  
714.834.6203 (Office)  
714.448.0750 (After Hours)  
[www.ocgov.com](http://www.ocgov.com)

## Contact Information: John Wayne Airport Fixed Base Operators

Atlantic Aviation  
19711 Campus Drive, Suite 100  
Santa Ana, CA 92707  
949.851.5061  
[www.atlanticaviation.com](http://www.atlanticaviation.com)

Signature Flight Support  
19301 Campus Drive  
Santa Ana, CA 92707  
949.263.5800  
[www.signatureflight.com](http://www.signatureflight.com)



## Contact Information: Federal Government

Federal Aviation Administration (FAA)  
310.725.3580 (Regional Public Affairs Office)  
310.725.3300 (Regional Operations Center 24 Hours)  
[www.faa.gov](http://www.faa.gov)

Transportation Security Administration (TSA)  
310.387.8127 (West Coast Public Affairs Office)  
877.632.7327 (24-Hour Pager)  
[www.tsa.gov](http://www.tsa.gov)

National Transportation Safety Board (NTSB)  
202.314.6100 (Office of Public Affairs)  
[www.nts.gov](http://www.nts.gov)


Department of Homeland Security (DHS)  
202.282.8010 (Office of Public Affairs & After Hours)  
[www.dhs.gov](http://www.dhs.gov)

## Contact Information: Airlines Serving John Wayne Airport

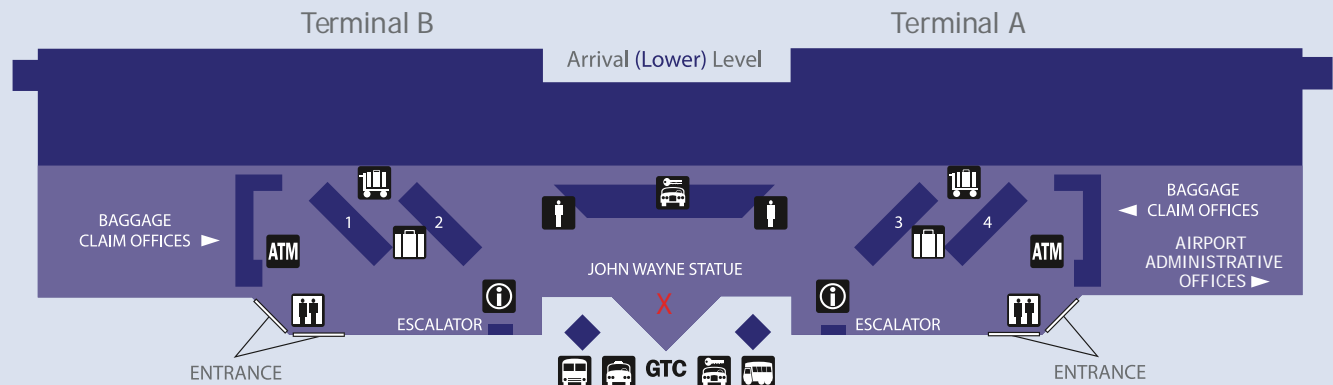
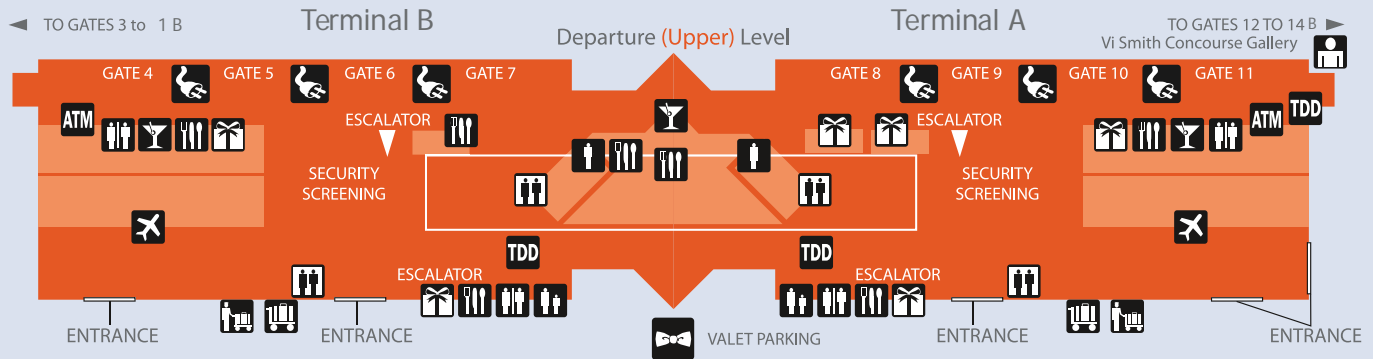
Commercial Carrier	Office	After Hours	Terminal
Alaska Airlines	206.392.5134	206.304.0008	A
American Airlines	817.967.1577	817.931.1348	A
Delta Air Lines	404.715.2554	888.763.5304	A
Frontier Airlines	720.374.4560	720.374.4560	C
Southwest Airlines	214.792.4413	214.792.4847	C
United Air Lines	312.997.8640	281.354.0240	B
US Airways	480.693.5729	480.693.5909	B
US Airways Express (Mesa)	480.693.5729	480.693.5909	B

Commuter Carrier	Office	After Hours	Terminal
Skywest	435.634.3548	435.705.2989	
Delta Connection			A
United Express			B

Cargo Carrier	Office	After Hours
FedEx	901.434.8100	901.922.1945
UPS	949.452.2082	310.418.3047
	502.329.3014	502.442.9572



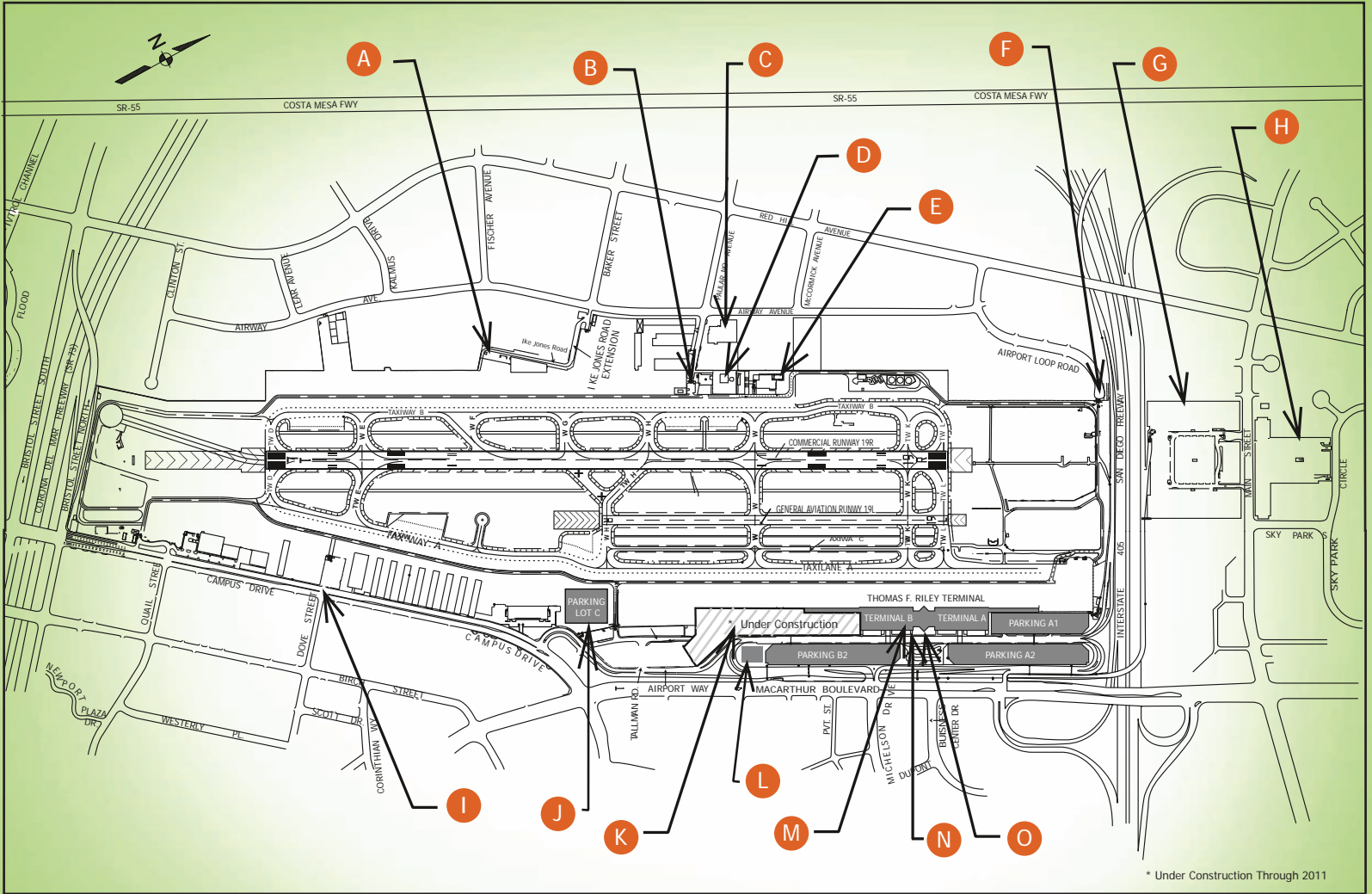
# John Wayne Airport Thomas F. Riley Terminal Map



- |  |                             |                  |  |                                  |
|--|-----------------------------|------------------|--|----------------------------------|
| Airline Ticketing/<br>Bag Check  | Restaurant/<br>Snack Shop   | Elevator         | Information                                | Valet Parking                    |
| Baggage Claim  | Cocktails                   | Restrooms        | Telecommunications<br>Devices for the Deaf | GTC Ground Transportation Center |
| Smarte Carte   | Gift Shop/Newsstand         | Family Restrooms | Vi Smith Concourse<br>Gallery              | Buses                            |
| Skycaps  | Automated Teller<br>Machine |                  |  | Rental Cars                      |
| Electrical Power Outlets<br>(located at all gates, except Gates 1 and 3) |                             |                  |  | Shuttle/Courtesy Vans            |
|  |                             |                  |  | Taxis                            |

John Wayne Statue/Media Meeting Point

# Airfield Map



\* Under Construction Through 2011

- |   |  |
|---|--|
| <b>A</b> Lyon Air Museum  | <b>H</b> T - Lot (Employee Parking)                      |
| <b>B</b> Paularino Gate   | <b>I</b> Dove Street Gate                                |
| <b>C</b> Eddie Martin Administration Building<br>3160 Airway Avenue, Costa Mesa, CA | <b>J</b> Temporary Parking Lot C                         |
| <b>D</b> FAA Control Tower  | <b>K</b> Construction - Terminal C & Parking Structure C |
| <b>E</b> Aircraft Rescue & Fire Fighting (ARFF) Station #33                         | <b>L</b> Central Utility Plant                           |
| <b>F</b> Airport Loop/Photo Vantage Point   | <b>M</b> Thomas F. Riley Terminal                        |
| <b>G</b> Main Street Lot (Public Parking)   | <b>N</b> Flag Poles/Valet Parking (Upper Level)          |
|   | <b>O</b> John Wayne Statue (Lower Level)                 |



John Wayne Airport  
18601 Airport Way  
Santa Ana, CA 92707  
949 252.5200  
www.ocair.com



**Contact Information:**

Jenny Wedge  
Public Information Officer

Office: 949.252.5182

E-Mail: [jwedge@ocair.com](mailto:jwedge@ocair.com)

Office Hours: Monday – Friday 8:00 AM – 6:00 PM

Media Guide

# John Wayne Airport

February 2011